

# FRIANYL® A3 GF25 V0

## FRIANYL®

*Designed for Electrical applications requiring self-extinguishing properties combined with good mechanical performances, this grade meets the most stringent safety requirements for insulating materials.*

### Product information

Resin Identification	(PA66+PA6)-GF25 FR(40)	ISO 1043
Part Marking Code	>(PA66+PA6)-GF25 FR(40)<	ISO 11469
Continuous Service Temperature	130 °C	IEC 60216-1

### Rheological properties

	dry/cond.		
Viscosity number	130 / *	cm <sup>3</sup> /g	ISO 307, 1628
Moulding shrinkage range, parallel	0.3 - 0.6	%	ISO 294-4, 2577
Moulding shrinkage range, normal	0.6 - 0.9	%	ISO 294-4, 2577

### Typical mechanical properties

	dry/cond.		
Tensile modulus	9000 / 6300	MPa	ISO 527-1/-2
Tensile stress at break, 5mm/min	130 / 90	MPa	ISO 527-1/-2
Tensile strain at break, 5mm/min	3.5 / 6.5	%	ISO 527-1/-2
Flexural modulus	9000 / 6000	MPa	ISO 178
Flexural strength	200 / 150	MPa	ISO 178
Flexural strain at failure	3 / -	%	ISO 178
Charpy impact strength, 23 °C	60 / >60	kJ/m <sup>2</sup>	ISO 179/1eU
Charpy notched impact strength, 23 °C	9 / 12	kJ/m <sup>2</sup>	ISO 179/1eA
Charpy notched impact strength, -30 °C	7.5 / -	kJ/m <sup>2</sup>	ISO 179/1eA
Ball indentation hardness, H 961/30	215 / -	MPa	ISO 2039-1
Poisson's ratio	0.34 / 0.35 <sup>[C]</sup>		

[C]: Calculated

### Thermal properties

	dry/cond.		
Melting temperature, 10 °C/min	260 / *	°C	ISO 11357-1/-3
Temperature of deflection under load, 1.8 MPa	210 / *	°C	ISO 75-1/-2
Temperature of deflection under load, 0.45 MPa	235 / *	°C	ISO 75-1/-2
Ball pressure test	175 / -	°C	IEC 60695-10-2
RTI, electrical, 0.4mm	120	°C	UL 746B
RTI, electrical, 0.75mm	130	°C	UL 746B
RTI, electrical, 1.5mm	130	°C	UL 746B
RTI, electrical, 3.0mm	130	°C	UL 746B
RTI, impact, 0.75mm	90	°C	UL 746B
RTI, impact, 1.5mm	90	°C	UL 746B
RTI, impact, 3.0mm	90	°C	UL 746B
RTI, strength, 0.75mm	130	°C	UL 746B
RTI, strength, 1.5mm	130 / *	°C	UL 746B
RTI, strength, 3.0mm	130	°C	UL 746B

# FRIANYL® A3 GF25 V0

## FRIANYL®

### Flammability

	dry/cond.		
Burning Behav. at 1.5mm nom. thickn.	V-0/*	class	IEC 60695-11-10
Burning Behav. at thickness h	V-0/*	class	IEC 60695-11-10
Thickness tested	0.4/*	mm	IEC 60695-11-10
UL recognition	yes/*		UL 94
Glow Wire Flammability Index, 0.4mm	960/-	°C	IEC 60695-2-12
Glow Wire Flammability Index, 3.0mm	960/-	°C	IEC 60695-2-12
Glow Wire Ignition Temperature, 0.75mm	775/-	°C	IEC 60695-2-13
Glow Wire Ignition Temperature, 0.4mm	750/-	°C	IEC 60695-2-12
Glow Wire Ignition Temperature, 1.5mm	800/-	°C	IEC 60695-2-13
Glow Wire Ignition Temperature, 3.0mm	800/-	°C	IEC 60695-2-13
FMVSS Class	SE		ISO 3795 (FMVSS 302)
Railway classification	R22/R24		EN 45545-2
Railway classification rating	HL3/HL3		EN 45545-2
Hot Wire Ignition, 0.75mm	PLC 0/*	s	UL 746A
Hot Wire Ignition, 1.5mm	PLC 0/*	s	UL 746A
Hot Wire Ignition, 3mm	PLC 0/*	s	UL 746A

### Electrical properties

	dry/cond.		
Volume resistivity	>1E13/-	Ohm.m	IEC 62631-3-1
Surface resistivity	*/1E14	Ohm	IEC 62631-3-2
Electric strength	46/-	kV/mm	IEC 60243-1
Comparative tracking index, 100 drops	600		IEC 60112
High Amperage Arc Ignition Category, 1.5 mm	PLC 0/*	class	UL 746A

### Physical/Other properties

	dry/cond.		
Humidity absorption, 2mm	1.4/*	%	Sim. to ISO 62
Water absorption, 2mm	4.9/*	%	Sim. to ISO 62
Density	1360/-	kg/m³	ISO 1183

### Injection

Drying Recommended	yes
Drying Temperature	80 °C
Drying Time, Dehumidified Dryer	2 - 4 h
Processing Moisture Content	≤0.1 %
Melt Temperature Optimum	285 °C
Min. melt temperature	270 °C
Max. melt temperature	300 °C
Screw tangential speed	≤0.2 m/s
Mold Temperature Optimum	80 °C
Min. mould temperature	60 °C
Max. mould temperature	100 °C
Ejection temperature	198 °C

# FRIANYL® A3 GF25 V0

FRIANYL®

## Characteristics

Processing	Injection Moulding
Delivery form	Granules
Additives	Flame retardant, Non-halogenated/Red phosphorous free flame retardant
Special characteristics	Flame retardant, Heat stabilised or stable to heat

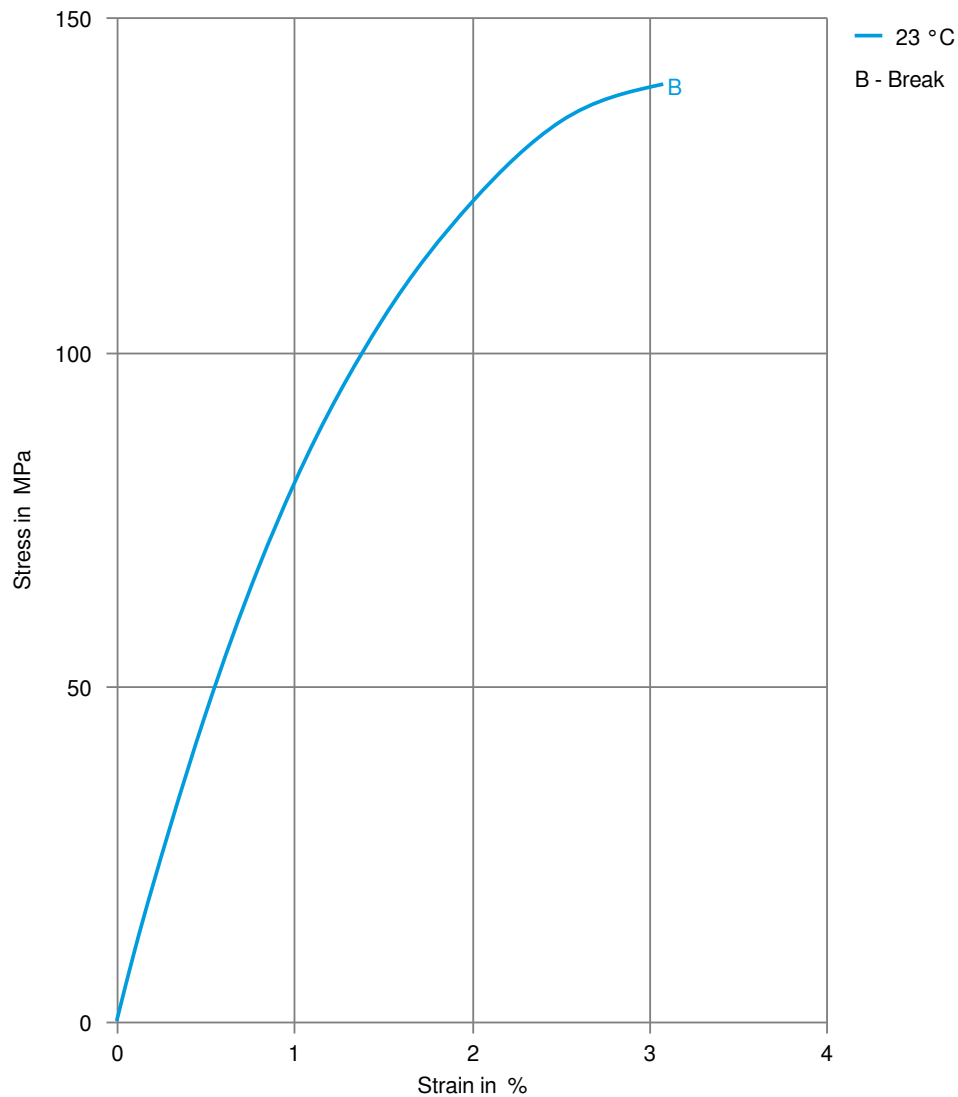
## Automotive

OEM	STANDARD	ADDITIONAL INFORMATION
Renault	UB22a, BB/YG, No Spec, Special Part Approval, See Your CE Account Manager.	
Renault	UB22b, No Spec, Special Part Approval, See Your CE Account Manager.	
Renault	UB22c, No Spec, Special Part Approval, See Your CE Account Manager.	
Renault	UB22d, No Spec, Special Part Approval, See Your CE Account Manager.	
Stellantis	B62 0300 / 61/221E/215M/C4	01378_20_00622
VW Group	VW 50133	*Best Fitting Grade To PA66-5-A, Not Officially Approved

# FRIANYL® A3 GF25 V0

FRIANYL®

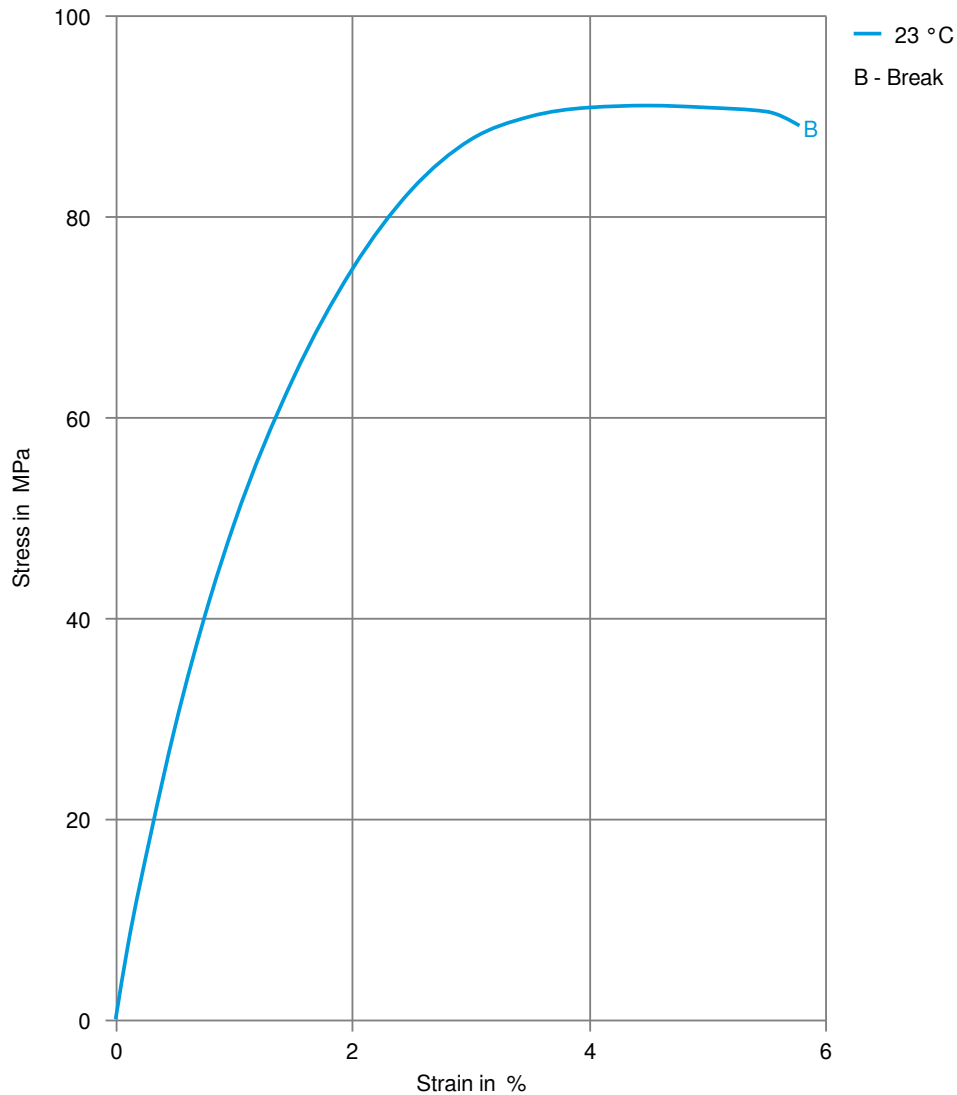
Stress-strain (dry)



# FRIANYL® A3 GF25 V0

FRIANYL®

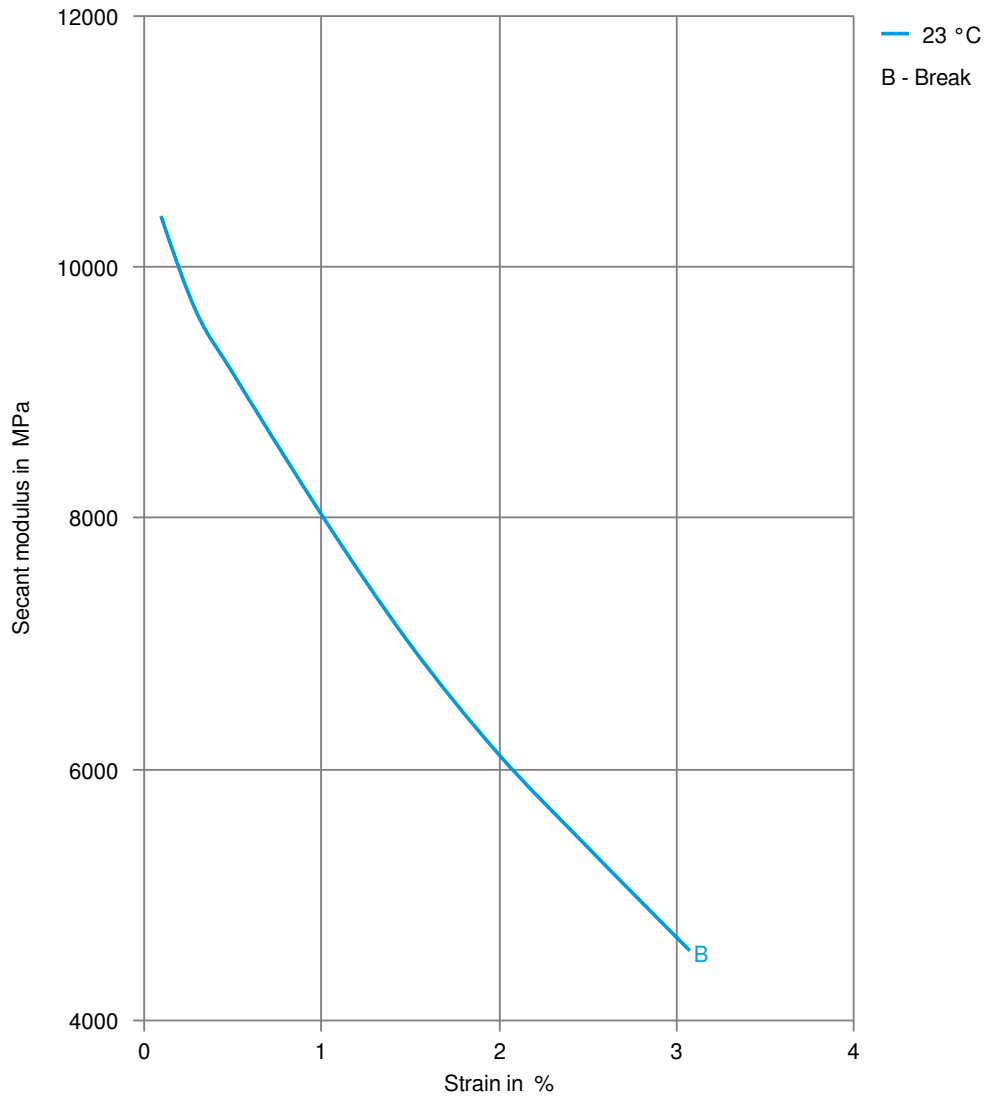
Stress-strain (cond.)



# FRIANYL® A3 GF25 V0

FRIANYL®

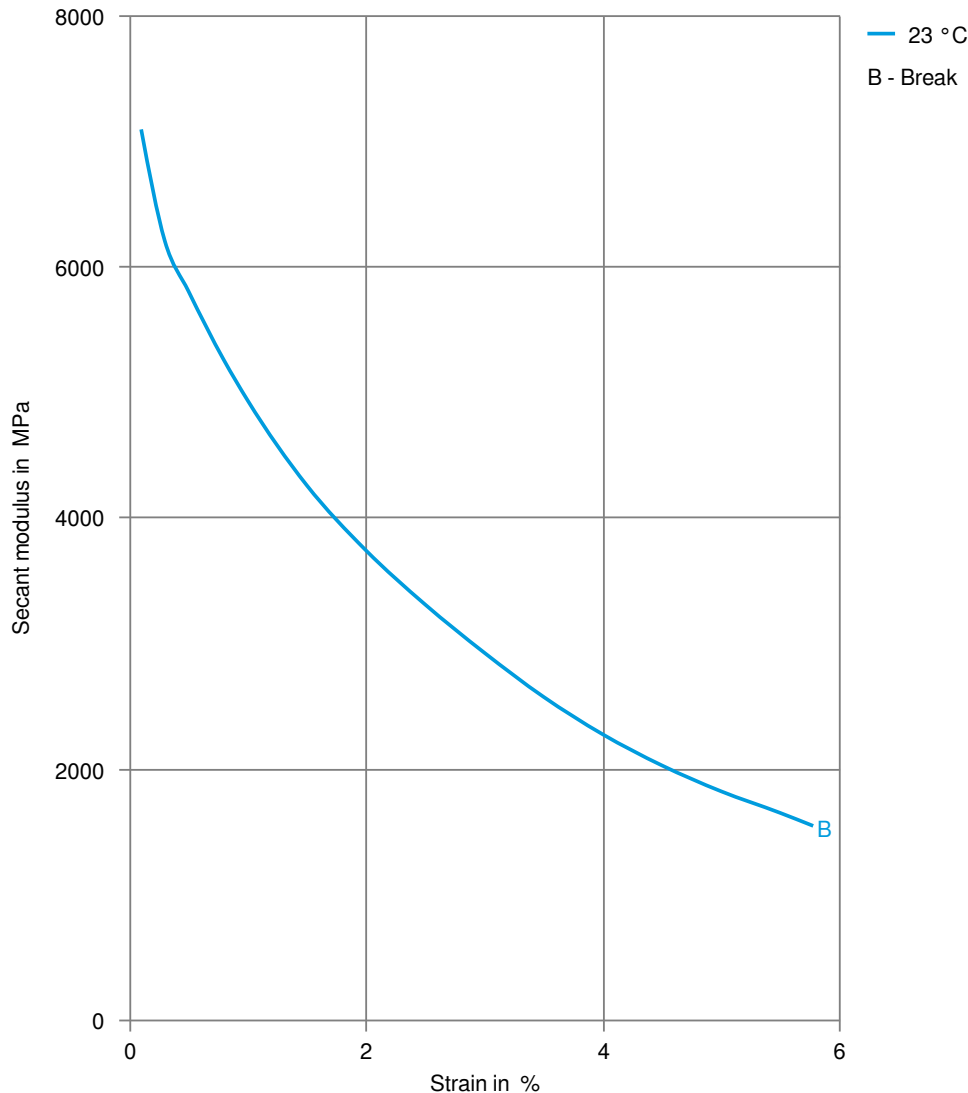
Secant modulus-strain (dry)



# FRIANYL® A3 GF25 V0

FRIANYL®

Secant modulus-strain (cond.)



Printed: 2025-05-29

Page: 7 of 7

Revised: 2025-02-14 Source: Celanese Materials Database

NOTICE TO USERS: Values shown are based on testing of laboratory test specimens and represent data that fall within the standard range of properties for natural material. These values alone do not represent a sufficient basis for any part design and are not intended for use in establishing maximum, minimum, or ranges of values for specification purposes. Colourants or other additives may cause significant variations in data values. Properties of moulded parts can be influenced by a wide variety of factors including, but not limited to, material selection, additives, part design, processing conditions and environmental exposure. Other than those products expressly identified as medical grade (including by MT® product designation or otherwise), Celanese's products are not intended for use in medical or dental implants. Regardless of any such product designation, any determination of the suitability of a particular material and part design for any use contemplated by the users and the manner of such use is the sole responsibility of the users, who must assure themselves that the material as subsequently processed meets the needs of their particular product or use. To the best of our knowledge, the information contained in this publication is accurate; however, we do not assume any liability whatsoever for the accuracy and completeness of such information. The information contained in this publication should not be construed as a promise or guarantee of specific properties of our products. It is the sole responsibility of the users to investigate whether any existing patents are infringed by the use of the materials mentioned in this publication. Moreover, there is a need to reduce human exposure to many materials to the lowest practical limits in view of possible adverse effects. To the extent that any hazards may have been mentioned in this publication, we neither suggest nor guarantee that such hazards are the only ones that exist. We recommend that persons intending to rely on any recommendation or to use any equipment, processing technique or material mentioned in this publication should satisfy themselves that they can meet all applicable safety and health standards. We strongly recommend that users seek and adhere to the manufacturer's current instructions for handling each material they use, and entrust the handling of such material to adequately trained personnel only. Please call the telephone numbers listed for additional technical information. Call Customer Services for the appropriate Materials Safety Data Sheets (MSDS) before attempting to process our products.

© 2025 Celanese or its affiliates. All rights reserved. Celanese®, registered C-ball design and all other trademarks identified herein with ®, TM, SM, unless otherwise noted, are trademarks of Celanese or its affiliates. Fortron is a registered trademark of Fortron Industries LLC.